

CertainTeed Bay & Bow

W I N D O W S

**Give your house a
whole new outlook.**

*A wider selection and more
beautiful details than ever before*

*A new, advanced structural
engineering system*

CertainTeed  [®]
Quality made certain. Satisfaction guaranteed.[™]

No other vinyl bays and bows give you this great a look. Or this much performance.



A bow window opens up a vista from a favorite room. This combination of casement windows gives a sense of height and space, and allows easy operation for ventilation.

Open your home with light, space, and style.

Change your outlook with a bay or bow window.

The wider view creates a spacious sense of the outdoors. In fact, with a bay or bow the room is truly bigger.

The refined details and the traditional appearance of CertainTeed windows are enhanced in bay and bow configurations. Interior and exterior covers add to the carpentered look. No joints, hardware, or sealants are exposed.

You'll find that both the scene outside the windows and the windows themselves will be a source of pleasure for decades.

Greater design flexibility.

There are numerous ways you can customize a bay or bow window to match your home decor. Use double-hung, single-hung, casement, or fixed styles. Choose white or tan vinyl interiors. Choose no grids or sculptured or flat grids between the glass.

Advanced structural engineering for superior strength, weather resistance, and performance.

A reinforced aluminum mullion system and steel rods that tie together the head and seatboard create exceptional stability.

Additionally, a suspension system anchors the total structure solidly to the home.

All joints are sealed and protected by specially-designed covers that act as rain shields to resist the toughest weather. Head and seatboards are insulated with a foam core, while a vinyl exterior protects against moisture penetration.

What's more, you'll stay warm and dry, as window frames and sashes are insulated with air pockets, and fusion-welded corners, integral glazing, and double weatherstripping seal out wind and water. Plus, you can add CertainTeed's

proprietary Thermaflex® Low "E" glazing system for excellent thermal performance.

CertainTeed's operating hardware is tested to be trouble-free for decades. And it allows any movable sash window to be easily cleaned from inside the home. Solid vinyl construction means virtually no maintenance.

One of the strongest warranties in the industry.

CertainTeed stands behind its bays and bows with an exceptional lifetime limited warranty. It protects you against manufacturing defects for as long as you own your home. And SureStart™ protection covers 100% of the cost of materials and labor to repair or replace a defective window in the first five years following installation.

Bay and bow window features and benefits

(Shown with double-hung unit)



Note: Mullion attachment system for Devon® windows varies slightly.

Structural strength

1. Fusion-welded frames and sashes for structural strength.
2. A cable or chain suspension system secures window structure to frame of house for strength and stability.
3. Aluminum reinforcements in mullions and jamb returns create a strong, stable unit.
4. Steel rods tie head and seatboards for optimum strength.

Thermal and weather performance

5. Head and seatboards have a foam core for added insulation and a vinyl exterior surface for weather resistance.
6. Double-pane insulating glass units with low-conductance spacers deliver excellent thermal efficiency; with proprietary Thermaflect® Low "E" glass and argon gas, they deliver the highest U-value in their class.
7. Exterior covers for head and seatboards, jamb returns, and mullions provide weather-tight finished edges.

Attractive styling

8. Birch head and seatboards can be stained or painted to match any decor.
9. Interior covers for jamb returns, mullions, and head and seatboards create a smooth, carpentered look with no exposed joints, hardware, or sealants.



Bay windows truly add space to a room, both inside and out. This 45° bay has a central fixed window flanked by double-hung windows for ventilation.



A 30° bay window brings you closer to the outdoors. A central fixed window flanked by casements offers excellent sight lines.



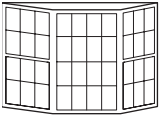
A 30° bay with a fixed window flanked by double-hungs provides a beautiful, wide view.



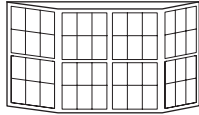
A 30° bay of casements adds architectural interest outside and offers optimum ventilation inside.



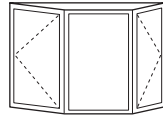
A 10° bow of casements makes a room seem expansive — from outside and inside.



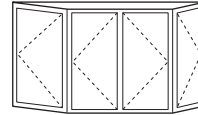
30° Bay – Double-hung/Fixed/Double-hung



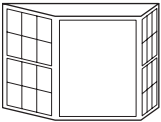
30° Bay – Double-hung/Twin Double-Hung/Double-hung



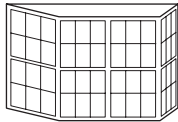
30° Bay – Casement/Fixed/Casement



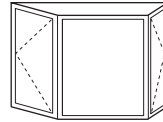
30° Bay – Casement/Casement/Casement/Casement



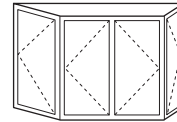
45° Bay – Double-hung/Fixed/Double-hung



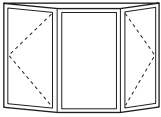
45° Bay – Double-hung/Twin Double-Hung/Double-hung



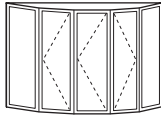
45° Bay – Casement/Fixed/Casement



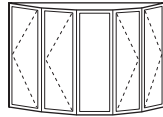
45° Bay – Casement/Casement/Casement/Casement



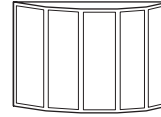
10° Bow – Casement/Fixed/Casement



10° Bow – Fixed/Casement/Casement/Casement/Fixed



10° Bow – Casement/Casement/Fixed/Casement/Casement



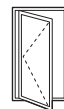
10° Bow – Five Fixed Windows

Note:

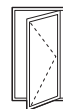
All casements can be specified as left- or right-hand opening.

A 30° bay unit is recommended where the pitch of the bay's roof must fit under a soffit. A 45° bay unit allows the window to be roofed at the optimum pitch. Another consideration in the choice between 30° or 45° bay is the projection of seatboard or headboard desired; a 45° bay offers the greatest depth.

Casement Vent Layout



left hinge



right hinge

Left or right hinge, as seen from outside. Specify either configuration.

Transform your home inside and out with a CertainTeed bay or bow.

CertainTeed bay and bow windows are available as 10° casement bows, and 30° and 45° bays with double-hung, single-hung, casement and/or fixed window styles. They are available in a wide range of standard sizes and configurations for new construction applications, and custom-sized for exact replacement.

The windows shown in the drawings to the left are just a sample of the many possibilities. They represent the basic configurations. But there is plenty of room for imagination.



CertainTeed bay and bow windows with the Thermaflect® glazing system meet the ENERGY STAR® guidelines for thermal efficiency in all climate regions.

ASK ABOUT OUR OTHER CERTAINTEED PRODUCTS:

ROOFING • SIDING • WINDOWS • INSULATION • FENCE • DECKING • RAILING • FOUNDATIONS • PIPE

CertainTeed Corporation
P.O. Box 860
Valley Forge, PA 19482

Professional: 800-233-8990
Consumer: 800-782-8777
www.certainteed.com

